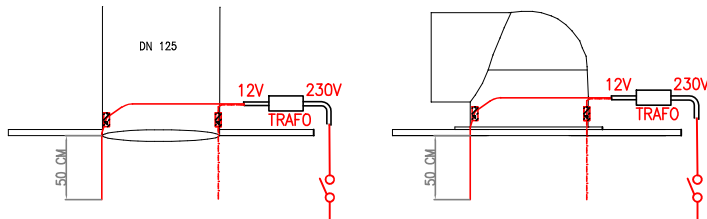


# LUFTOMET

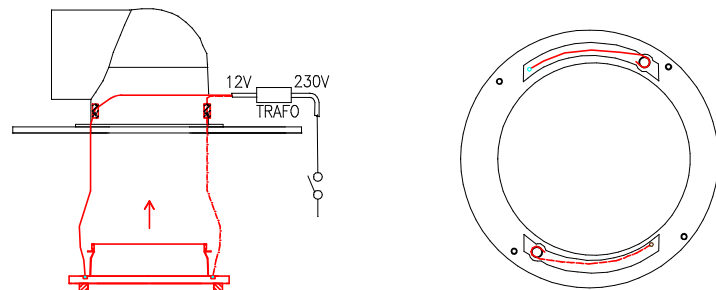
— czech design —

1. Make sure that the wiring is not connected to the grid. Before the plasterboard installation, prepare SELV 230-12V type transformer. Stick both wires to the pipe and leave at least 50 cm reserve. For boxes with borders, you can run wires through the hole in the border.

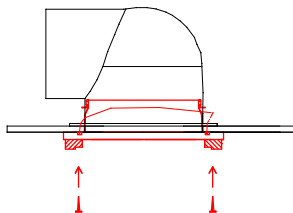


\*Transformer, wiring and adhesive tape is not included in the delivery.

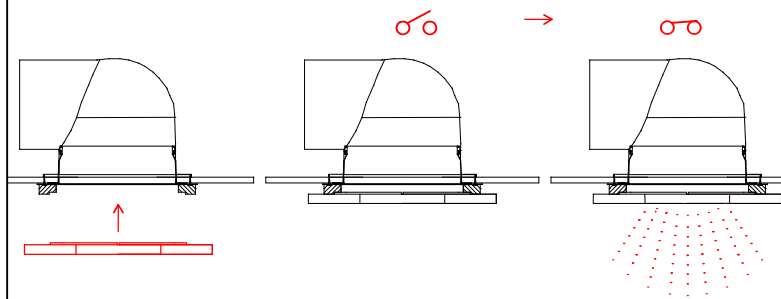
2. After the ceiling board installation, connect the mounting ring with wiring. Put wireor O-connector of appropriate size between bolt and pad.



3. Move the mounting ring slowly to the pipe/ceiling box and move excess wiring up above the ceiling. You can put the last 8 cm into the prepared pockets. Anchor the ring by using 4 screws through prepared holes to the ceiling board.

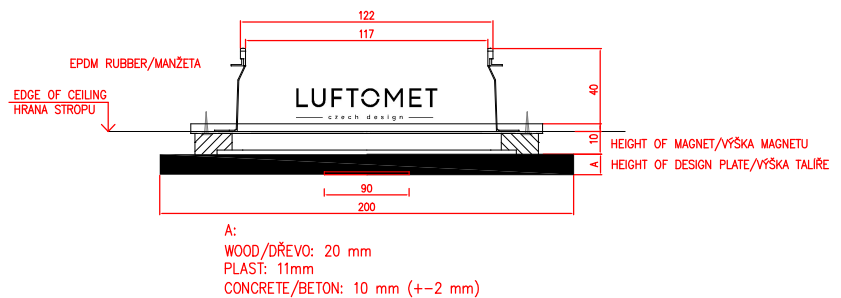
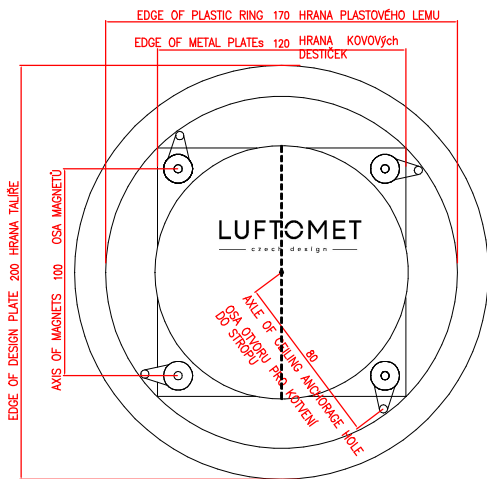


4. Put a design plate to the mounting ring in a way that allows magnets to fit to the metal counterpart. Connect to the grid and light up.



# LUFTOMET

— czech design —



Delivery includes:

- lumen mounting ring
- design plate with LED module
- 4x screw for anchoring
- guide

Characteristics

- Source: LED module
- Commutable light source: Yes
- Voltage: 12 V
- Chromaticity temperature: depends on the variant
- Luminous flux: 900 lm
- IP protection: IP20

Required protection SELV (Safety Extra-Low Voltage) - protection by low voltage against electric shock, product can not have any dangerous voltage on internal or external parts.

As a prevention against overheating of LED module and for increasing its lifetime, it is necessary to keep ventilating through the outlet (min. 15 m<sup>3</sup>/h).

Lights and their accessories are electrotechnical products and the conditions of their installation are governed by the relevant harmonized standards.

The evaluation of the possibility of application and the execution of the installation must be carried out by a person with electrical engineering qualifications and valid authorizations.

We are not responsible for damage caused by unprofessional installation.



Concrete LUFTOMET is not made for vertical placement (on the wall). Consult this installation with us.

Product is made for a basic, clean and dry environment without chemicals, no considerable source of magnetism should be in vicinity.

Recommended ambient temperature is between 10-40 °C, relative humidity 20-80 %, supply air temperature 10 °C to 40 °C.

Clean the design plate using wet cloth without chemicals.

Store in a temperature of 10-40 °C, relative humidity of 20-80% without direct sunlight. In case of storing in non-original boxes, you need to interlace individual plates ideally with cork. Otherwise there is a risk of scratching.

Regularly control the strength of magnets. In case of any doubts, dismount the plate and send it to the manufacturer for inspection.

Concrete- every piece is an original, therefore it may not match with the piece pictured. Sunlight may cause shade change.

Wood- every piece is an original, so it differs by drawing, shape, cracks and annealing, therefore it may not match with the pictured piece. Wood is precisely dried. Formation of new cracks and drawings depends on the surroundings. Sunlight may cause shade change.